

Market for New Law Graduates Up, Topping 90% for First Time Since 2000

NALP research analyses for the Class of 2006 reveal an overall employment rate that increased for the second year in a row, to 90.7% of graduates for whom employment status was known — topping 90% for the first time since 2000. This compares with a rate of 89.6% for 2005, 88.9% for 2004 and 2003, 89% for 2002, 90% for 2001, and 91.5% for 2000.

The Class of 2006 marks the 33rd consecutive year for which NALP has documented employment experiences of JD graduates,

and over the past decade the employment market for new law school graduates has remained relatively strong, standing close to or above an 89% employment rate since 1997. This contrasts with the early and mid 1990s, when employment rates were in the 84-85% range.

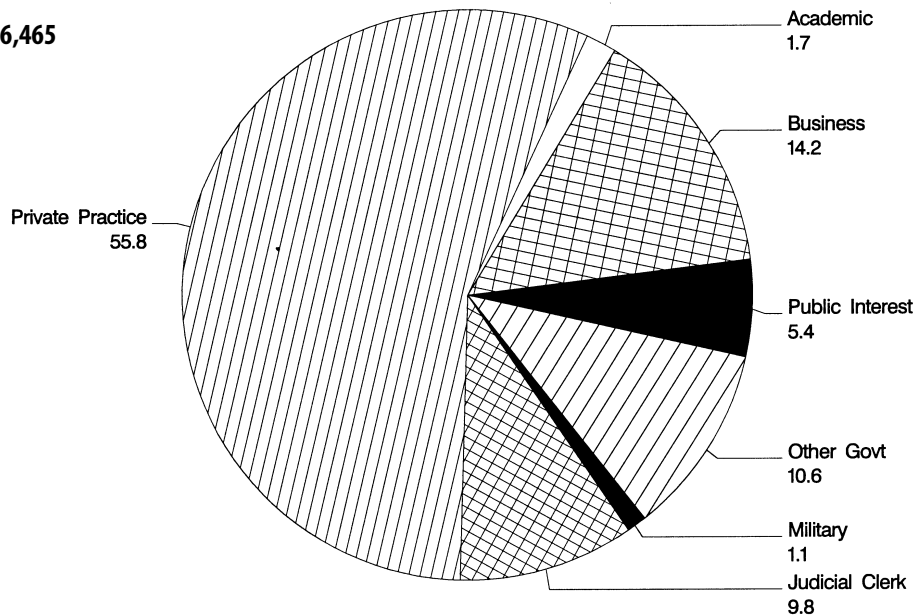
A total of 182 ABA-accredited law schools participated in the survey and provided employment information on 40,186, or 91.5% of all graduates, a coverage rate just slightly above that for the Class of 2005. Of those

graduates for whom employment status was known, 75.3% obtained a job for which bar passage is required. An additional 7.9% obtained jobs for which a JD is preferred, or may even be required, but for which bar passage is not required. Comparable figures for the Class of 2005 were 74.3% and 7.5%, respectively. The percentage of graduates employed in other capacities was 6.4%, the same as for the Class of 2005. As has been the case in recent years, most jobs, about 95%, were reported as full-time. Over 2% of 2006

Initial Employment by Type of Employer

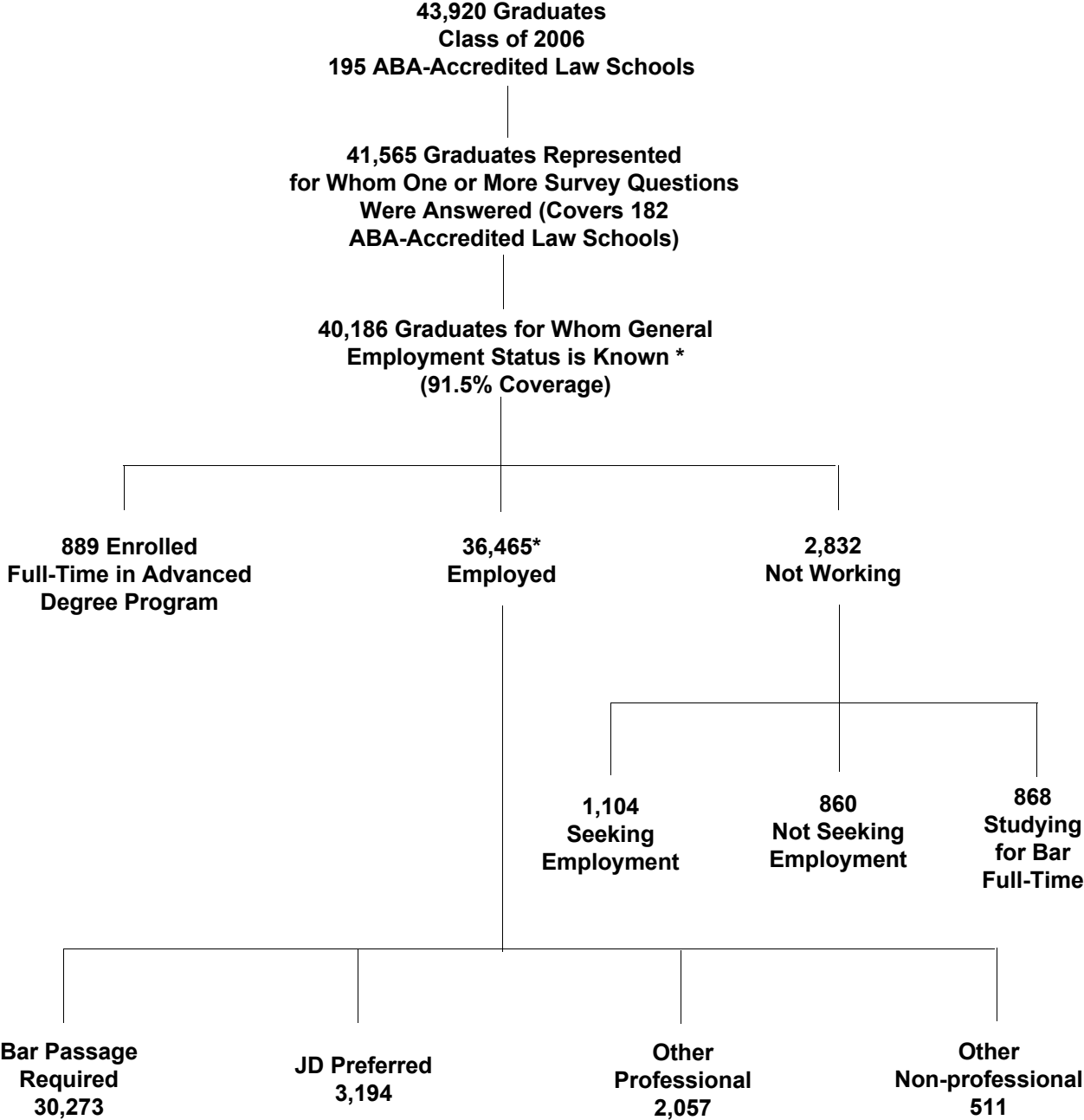
Class of 2006 — As of February 15, 2007

of jobs = 36,465



Note: Figures in this chart reflect all job types — both legal and other. For clarity, the category for unknown employer type, representing 1.3% of jobs, is not shown.

Class of 2006 — Scope of Employment Data



* This figure includes 430 graduates who were employed but who did not provide information on job type.

graduates were pursuing an advanced degree full-time, leaving about 7% who were not working or pursuing an advanced degree as of February 15.

Other findings from *Jobs & JD's: Employment and Salaries of New Law Graduates — Class of 2006*:

- As in all prior years that NALP has collected job information, most employed graduates (55.8%) chose private practice, the same as in 2005, and a figure that has fluctuated only between 55% and 58% since 1993.
- Employment in business was 14.2% compared with 13.2% in 2005, thus marking the third consecutive increase in this figure and matching the previous high set in 1996. About 34% of these jobs were reported as

requiring bar passage, and 30% were reported as JD preferred. About 11% of these business jobs represent graduates working for agencies that place individuals in temporary legal, law clerk, or paralegal jobs.

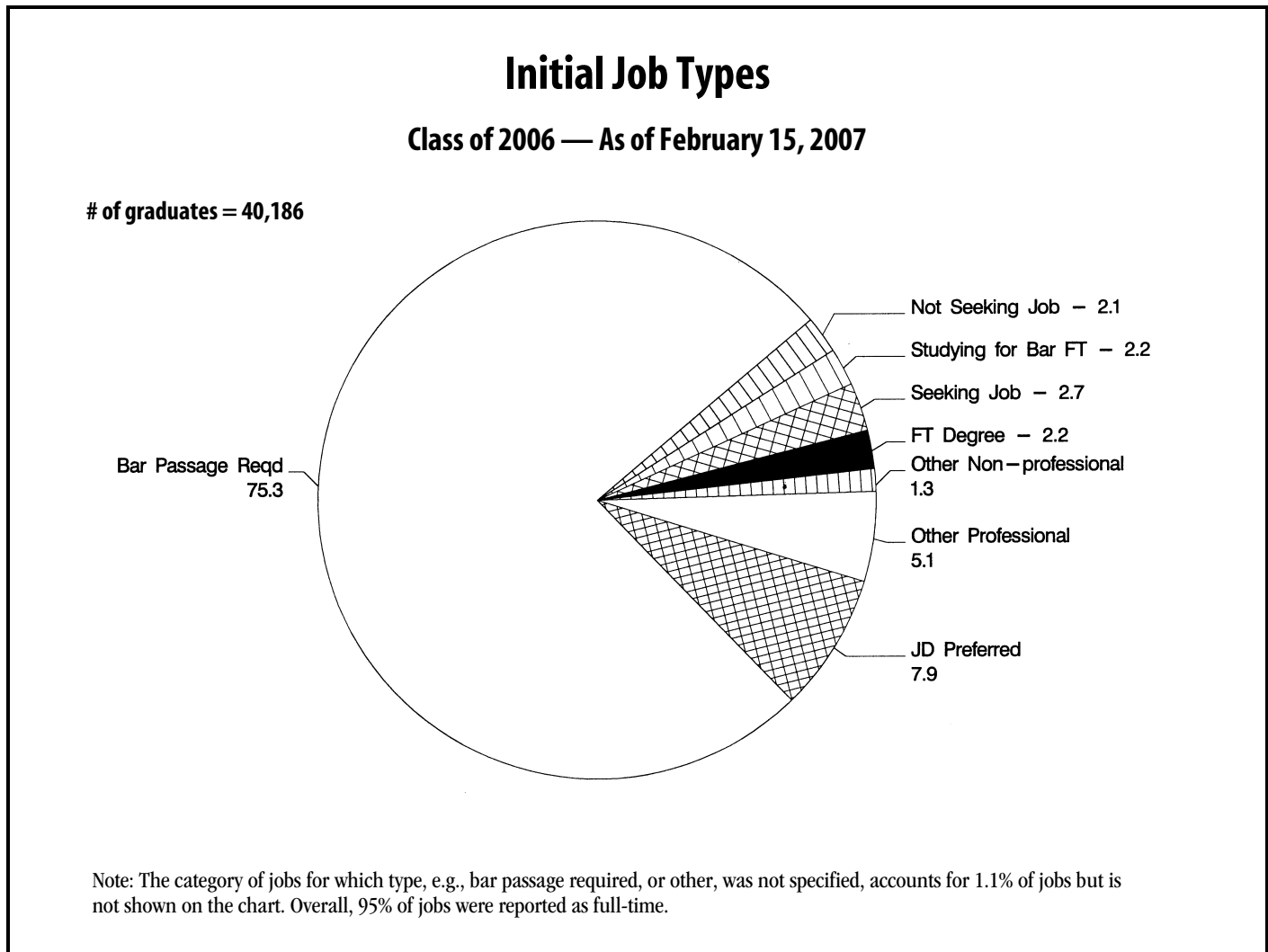
- Public service jobs, including military and other government jobs, judicial clerkships, and public interest positions, accounted for 26.9% of jobs taken by employed graduates, compared with 27.1% for the prior year. Public interest organizations, including public defenders, accounted for 5.4% of jobs, compared with 4.8% in 2005.

There is much more to discover about the most recent developments in law school graduate employment. What are new law graduates earning? Are most law firm oppor-

tunities in large firms or small? How did women and minorities from the Class of 2006 fare? What cities and states offer the most employment opportunities, and where should a graduate look for the best-paying jobs?

NALP's comprehensive *Jobs & JD's: Employment and Salaries of New Law Graduates — Class of 2006* will answer these questions and more about the employment experiences of new law graduates and serve as a valuable resource and planning tool. This report is the only resource of its kind.

To order a copy of the full *Jobs & JD's: Employment and Salaries of New Law Graduates — Class of 2006* report, to be published in July 2007, fax or mail a copy of the form on the next page to the NALP office, or simply call NALP with your order.



Order Your Copy of the 2006 Jobs & JD's Now

There is no other comprehensive and timely source for information on the legal employment market.

- Back up decisions with facts and statistics about the legal employment market.
- Underscore your important role within the organization as the source of data on the legal market and its stakeholders.
- Build credibility and knowledge about legal employment with pertinent and easy-to-understand analyses.

Copies of *Jobs & JD's: Employment and Salaries of New Law Graduates — Class of 2006* will be available to members of NALP at a cost of \$55 each plus \$8 for standard ground delivery within the US. For non-members, the cost is \$75 each plus \$8 for ground delivery within the US. (Call or e-mail NALP to inquire about costs of shipping outside the US or of expedited shipping.) To order, mail or fax a copy of the order form below to the NALP office, or call NALP.

Please send me _____ copy(ies) of *Jobs & JD's: Employment and Salaries of New Law Graduates — Class of 2006* at a cost of \$55 each plus \$8 for ground shipping within the US (member price, or \$75 each for non-members plus \$8 for ground shipping within the US). (Call or email NALP to inquire about shipping costs outside the US and about costs of expedited delivery.)

Date of Order: _____

Name: _____

Organization: _____

Address: _____

City/State/Zip: _____

Telephone: (_____) _____ E-mail: _____

Payment method: Please invoice. (This option available only to NALP members.)
Purchase order # (if required by your organization): _____

Payment is enclosed. (Note shipping cost above; DC residents please add 5.75% sales tax.)

Please charge to: Visa MasterCard American Express

Card # _____ Exp. date _____

Security Code _____ Name on card: _____

Mail or fax a copy of this order to NALP, 1025 Connecticut Avenue, NW, Suite 1110, Washington DC 20036-5413, fax (202) 835-1112, telephone (202) 835-1001. After its release in July 2007, *Jobs & JD's — Class of 2006* will also be available through NALP's Bookstore at www.nalp.org.